

Pediatric Disaster Preparedness Quality Collaborative

Data Exports, Reports, and Stats

All data (all records and fields)

Hospital Name (hospital_name)

Total Count (N)	Missing*
26	1 (3.7%)

Respondent Name (respondent_name)

Total Count (N)	Missing*
26	1 (3.7%)

Respondent Email (respondent_email)

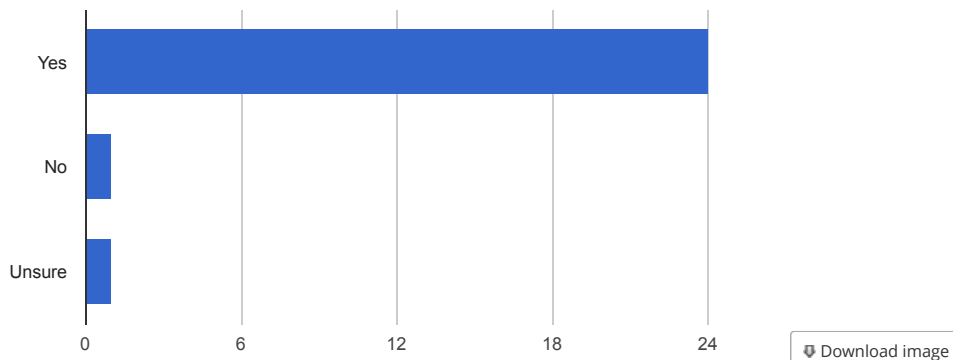
Total Count (N)	Missing*
26	1 (3.7%)

Does your site have a formal all-hazard written disaster plan (in writing)?

(does_your_site_have_a_form)

Total Count (N)	Missing*	Unique
26	1 (3.7%)	3

Counts/frequency: Yes (24, 92.3%), No (1, 3.8%), Unsure (1, 3.8%)



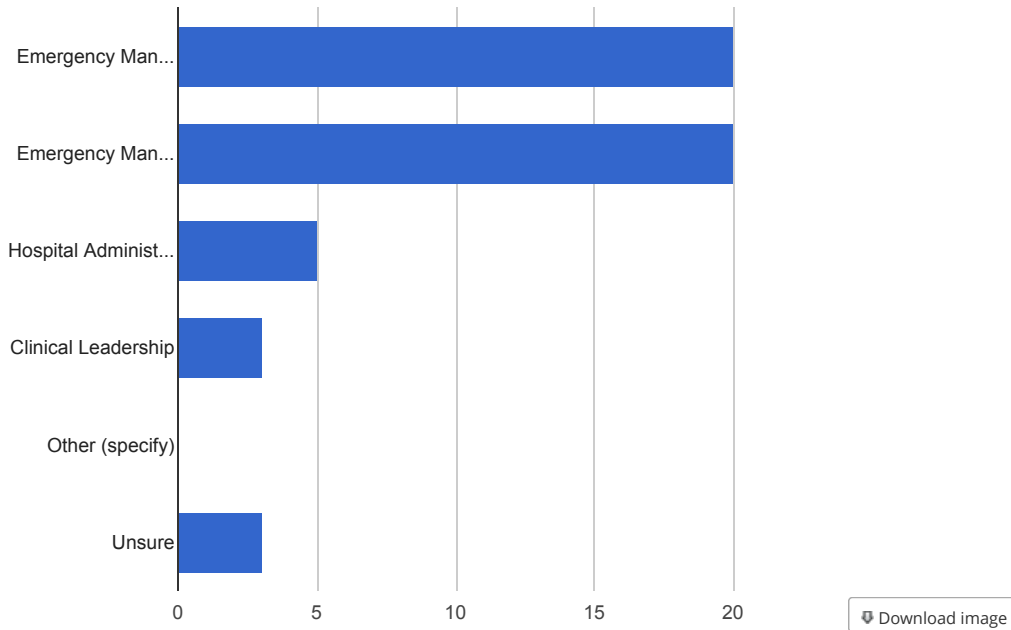
What was the date that your plan was last reviewed? (what_was_the_date_that_you)

Total Count (N)	Missing*
25	2 (7.4%)

Who is responsible for maintaining the plan? (who_is_responsible_for_mai)

Total Count (N)	Missing*	Unique
26	1 (3.7%)	5

Counts/frequency: Emergency Management/Preparedness Coordinator (20, 76.9%), Emergency Management/Preparedness Committee (20, 76.9%), Hospital Administrator (5, 19.2%), Clinical Leadership (3, 11.5%), Other (specify) (0, 0.0%), Unsure (3, 11.5%)



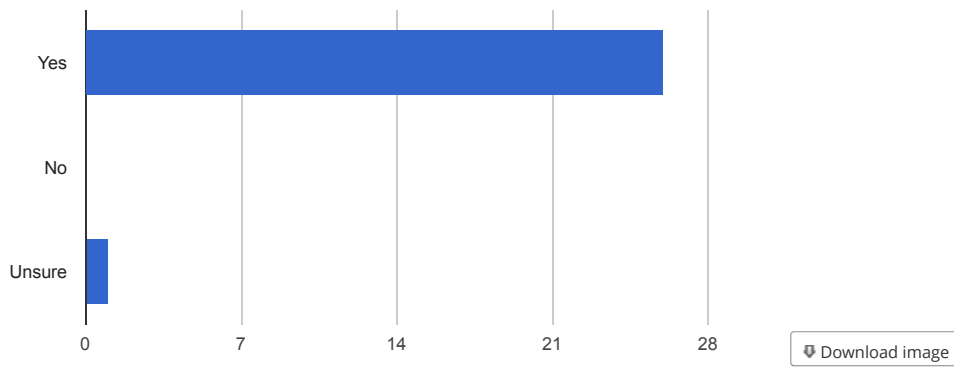
You selected "other" on the above question. Please specify: (you_selected_other_on_the)

Total Count (N)	Missing*
0	27 (100.0%)

Does your hospital have a disaster/emergency preparedness committee? (does_your_hospital_have_a)

Total Count (N)	Missing*	Unique
27	0 (0.0%)	2

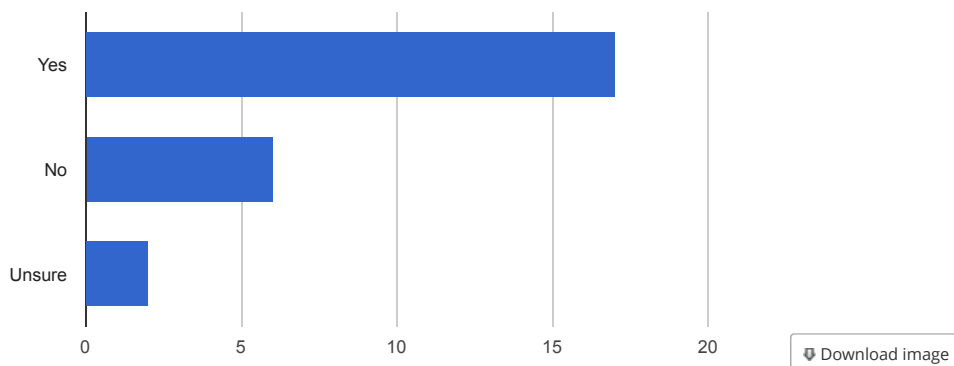
Counts/frequency: Yes (26, 96.3%), No (0, 0.0%), Unsure (1, 3.7%)



Is there pediatric representation on the committee? *(is_there_pediatric_represe)*

Total Count (N)	Missing*	Unique
25	2 (7.4%)	3

Counts/frequency: **Yes** (17, 68.0%), **No** (6, 24.0%), **Unsure** (2, 8.0%)



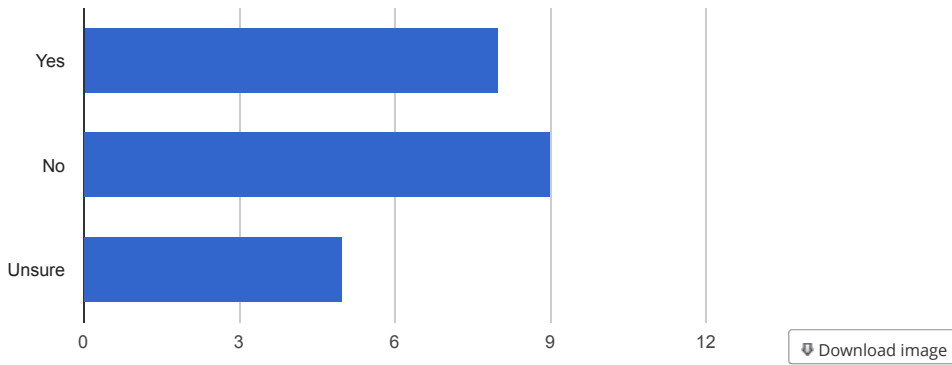
Please specify the primary title of the pediatric representative. *(please_specify_the_primary)*

Total Count (N)	Missing*
18	9 (33.3%)

Does the pediatric representative carry a formal title (in writing) related to pediatric disaster coordination? *(does_the_pediatric_represe)*

Total Count (N)	Missing*	Unique
22	5 (18.5%)	3

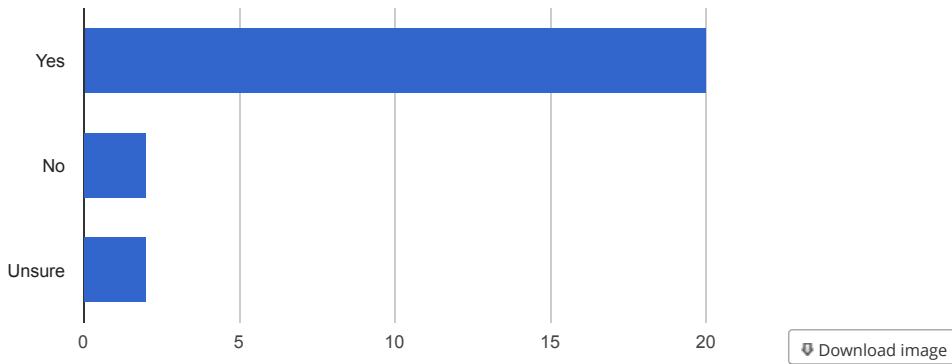
Counts/frequency: **Yes** (8, 36.4%), **No** (9, 40.9%), **Unsure** (5, 22.7%)



Does anyone on the committee have any formal training in pediatric disaster preparedness (i.e. FEMA 439 course, PALS, PEPP, ACLD, ITLS)? *(does_anyone_on_the_committ)*

Total Count (N)	Missing*	Unique
24	3 (11.1%)	3

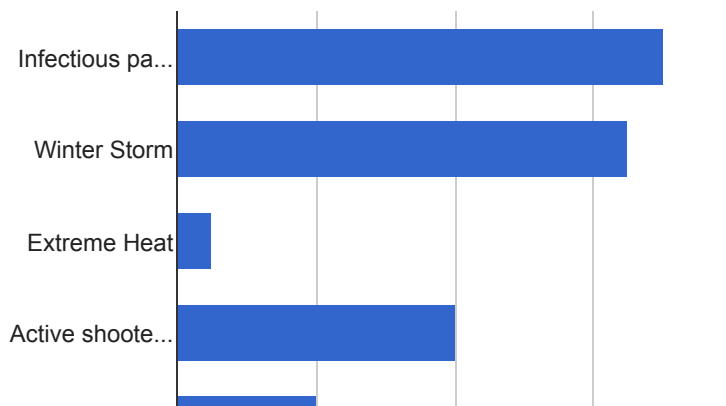
Counts/frequency: Yes (20, 83.3%), No (2, 8.3%), Unsure (2, 8.3%)

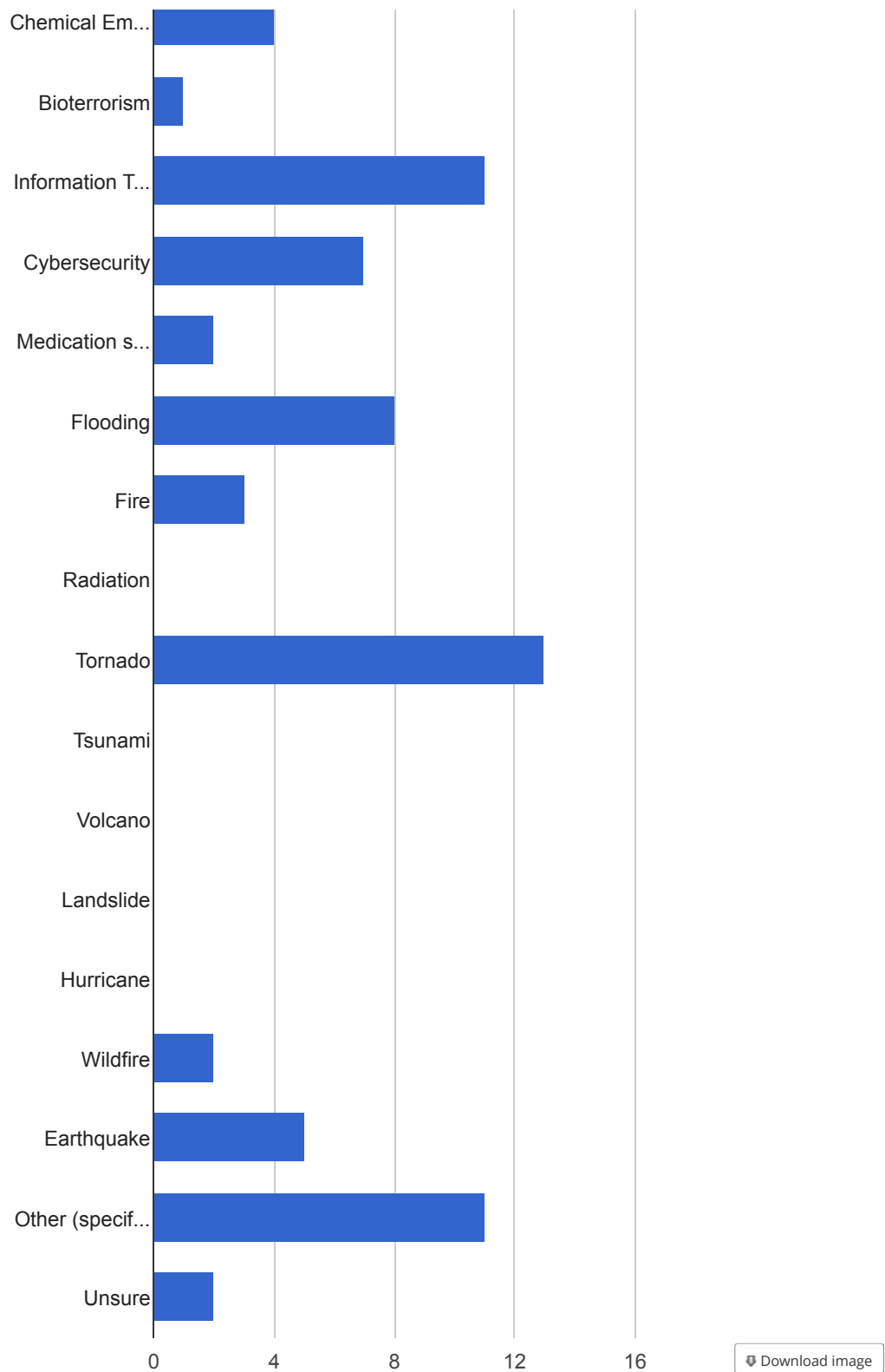


Based on your site's all-hazards vulnerability analysis, what are the top five (5) hazards for your site? *(based_on_your_site_s_all_h)*

Total Count (N)	Missing*	Unique
24	3 (11.1%)	16

Counts/frequency: Infectious pandemic (14, 58.3%), Winter Storm (13, 54.2%), Extreme Heat (1, 4.2%), Active shooter event (8, 33.3%), Chemical Emergency (4, 16.7%), Bioterrorism (1, 4.2%), Information Technology (11, 45.8%), Cybersecurity (7, 29.2%), Medication shortages (2, 8.3%), Flooding (8, 33.3%), Fire (3, 12.5%), Radiation (0, 0.0%), Tornado (13, 54.2%), Tsunami (0, 0.0%), Volcano (0, 0.0%), Landslide (0, 0.0%), Hurricane (0, 0.0%), Wildfire (2, 8.3%), Earthquake (5, 20.8%), Other (specify) _____ (11, 45.8%), Unsure (2, 8.3%)





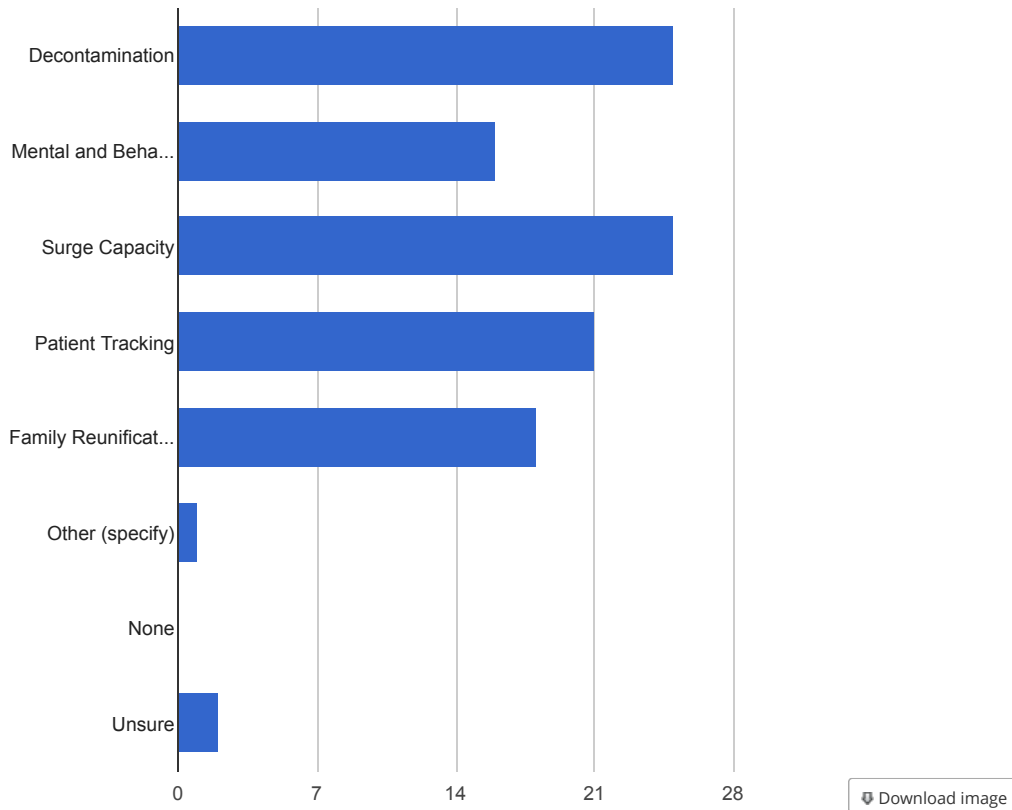
You selected "other" on the above question. Please specify: *(you_selected_other_on_the_2)*

Total Count (N)	Missing*
11	16 (59.3%)

Which of the following are included in your disaster plan? *(which_of_the_following_are)*

Total Count (N)	Missing*	Unique
26	1 (3.7%)	7

Counts/frequency: Decontamination (25, 96.2%), Mental and Behavioral health (16, 61.5%), Surge Capacity (25, 96.2%), Patient Tracking (21, 80.8%), Family Reunification (18, 69.2%), Other (specify) (1, 3.8%), None (0, 0.0%), Unsure (2, 7.7%)



You selected "other" on the above question. Please specify: *(you_selected_other_on_the_3)*

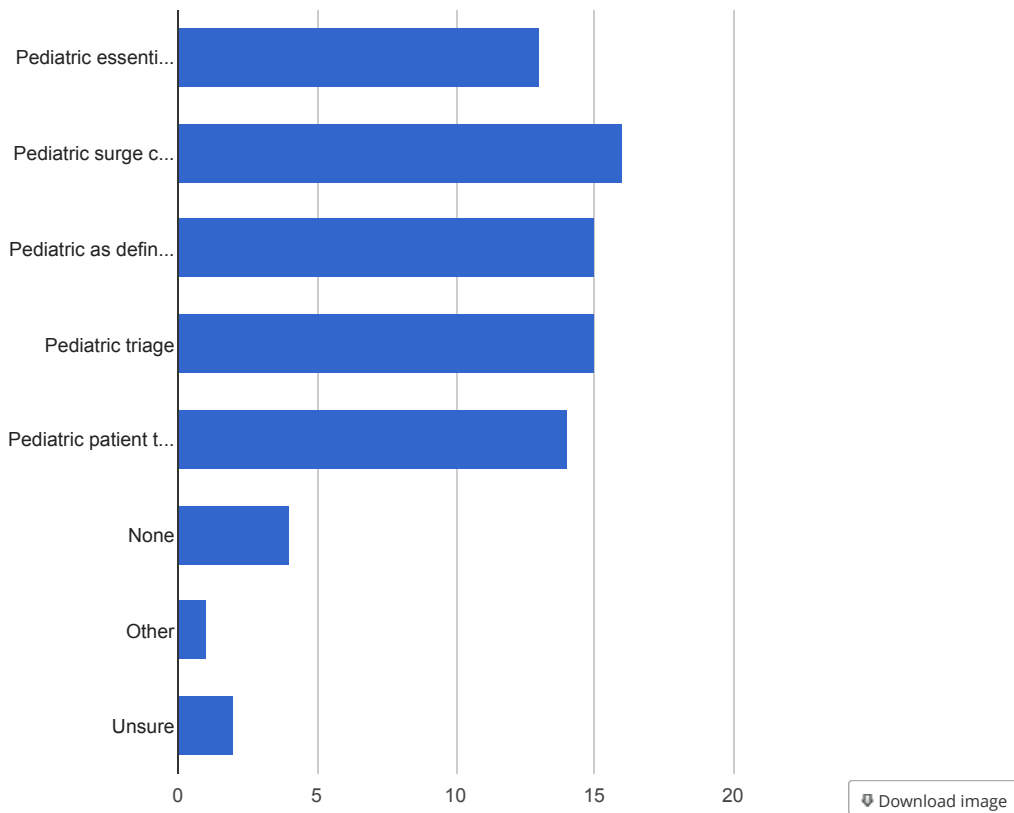
Total Count (N)	Missing*
1	26 (96.3%)

Which of the following pediatric-specific needs are included in the plan?

(which_of_the_following_ped)

Total Count (N)	Missing*	Unique
26	1 (3.7%)	8

Counts/frequency: Pediatric essential resources (medication, equipment, supplies, nutrition) (13, 50.0%), Pediatric surge capacity/mass casualty (16, 61.5%), Pediatric as defined by your institution (15, 57.7%), Pediatric triage (15, 57.7%), Pediatric patient tracking and family reunification (14, 53.8%), None (4, 15.4%), Other (1, 3.8%), Unsure (2, 7.7%)



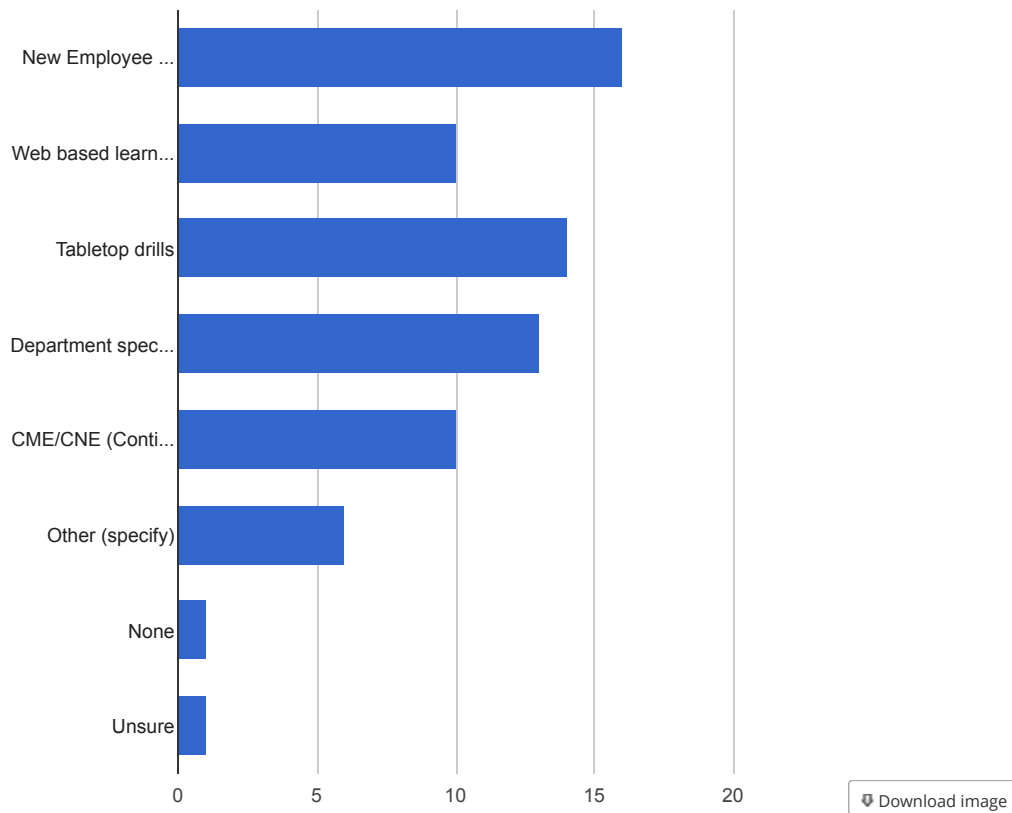
You selected "other" on the above question. Please specify: *(you_selected_other_on_the_4)*

Total Count (N)	Missing*
1	26 (96.3%)

How are ED staff educated on the disaster plan? *(how_are_ed_staff_educated)*

Total Count (N)	Missing*	Unique
25	2 (7.4%)	8

Counts/frequency: New Employee Orientation (16, 64.0%), Web based learning (10, 40.0%), Tabletop drills (14, 56.0%), Department specific meeting updates (13, 52.0%), CME/CNE (Continuing Education) (10, 40.0%), Other (specify) (6, 24.0%), None (1, 4.0%), Unsure (1, 4.0%)



[Download image](#)

You selected "other" on the above question. Please specify: *(you_selected_other_on_the_5)*

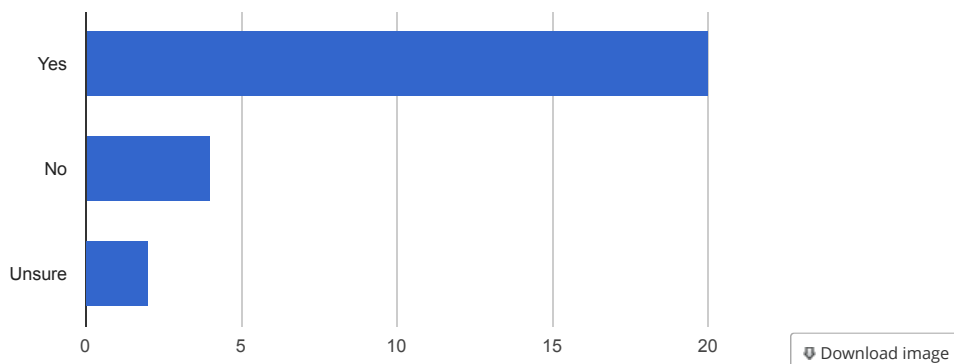
Total Count (N)	Missing*
6	21 (77.8%)

Does your site have a process in place to decontaminate pediatric patients?

(does_your_site_have_a_proc)

Total Count (N)	Missing*	Unique
26	1 (3.7%)	3

Counts/frequency: Yes (20, 76.9%), No (4, 15.4%), Unsure (2, 7.7%)



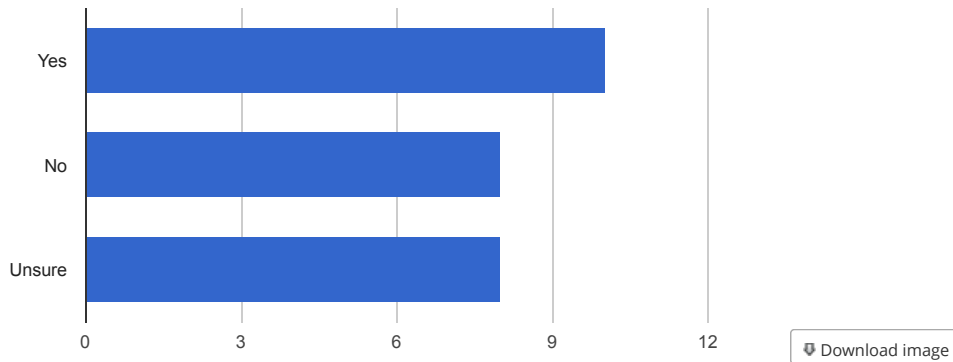
[Download image](#)

Does your site have a tool/process for calculating the ED pediatric surge capacity?

(does_your_site_have_a_tool)

Total Count (N)	Missing*	Unique
26	1(3.7%)	3

Counts/frequency: Yes (10, 38.5%), No (8, 30.8%), Unsure (8, 30.8%)

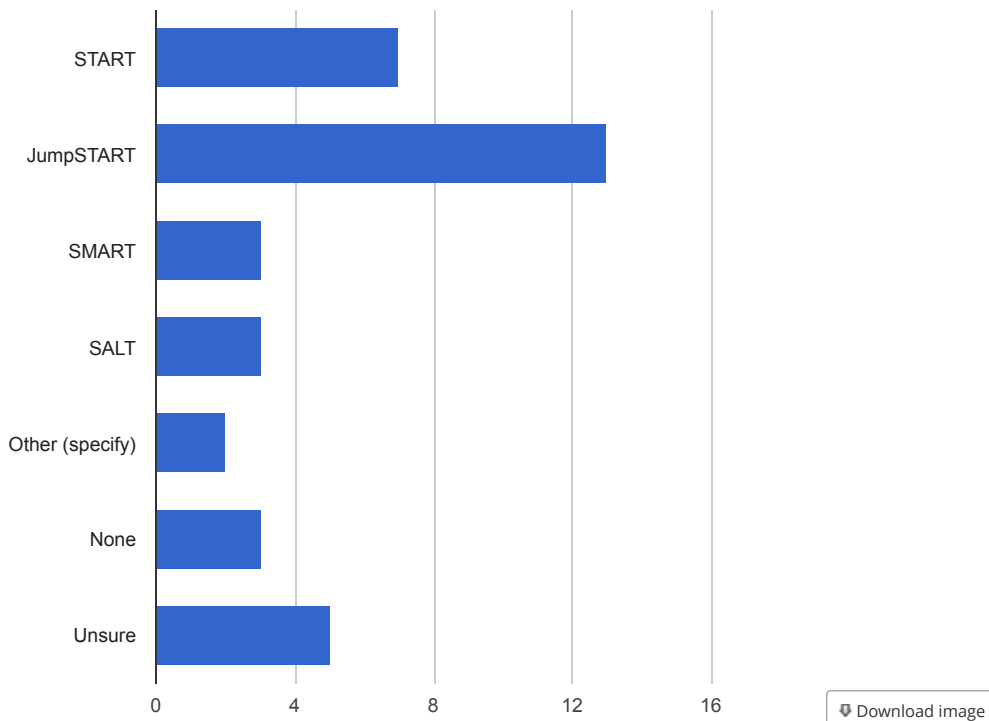


What pediatric triage tool or approach has been adopted by your facility

(what_pediatric_triage_tool)

Total Count (N)	Missing*	Unique
26	1(3.7%)	7

Counts/frequency: START (7, 26.9%), JumpSTART (13, 50.0%), SMART (3, 11.5%), SALT (3, 11.5%), Other (specify) (2, 7.7%), None (3, 11.5%), Unsure (5, 19.2%)



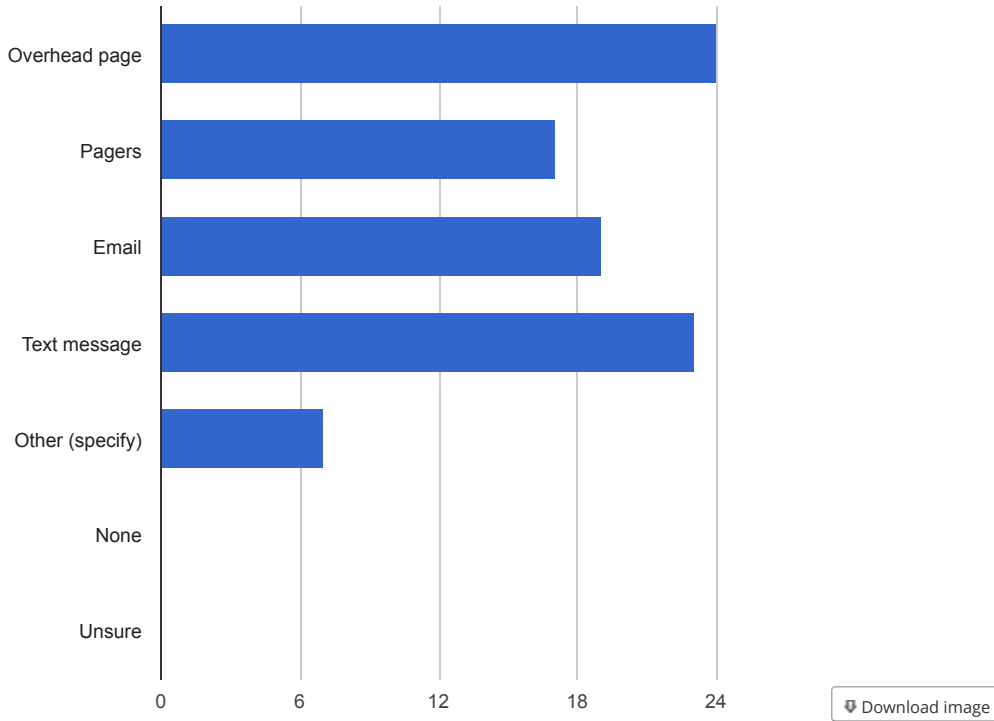
You selected "other" on the above question. Please specify: (you_selected_other_on_the_6)

Total Count (N)	Missing*
1	26(96.3%)

Which of the following methods of communication does your hospital employ during a disaster? *(which_of_the_following_met)*

Total Count (N)	Missing*	Unique
26	1 (3.7%)	5

Counts/frequency: Overhead page (24, 92.3%), Pagers (17, 65.4%), Email (19, 73.1%), Text message (23, 88.5%), Other (specify) (7, 26.9%), None (0, 0.0%), Unsure (0, 0.0%)



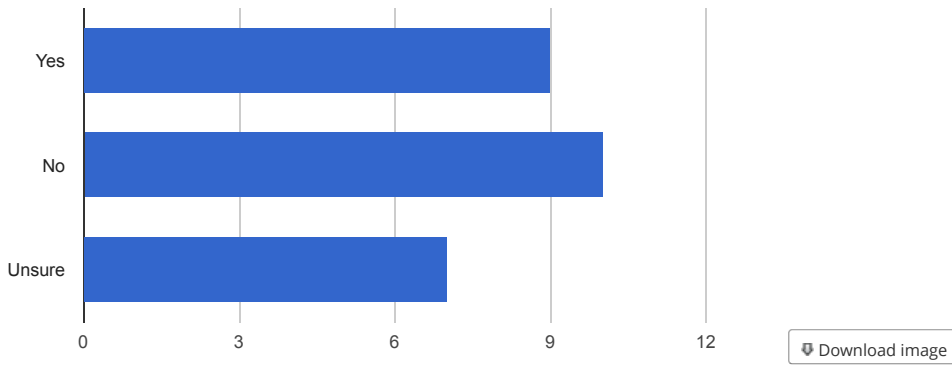
You selected "other" on the above question. Please specify: *(you_selected_other_on_the_7)*

Total Count (N)	Missing*
7	20 (74.1%)

Does your hospital have a pediatric tracking tool for use when children might be separated from parents/guardians? *(ped_tracking)*

Total Count (N)	Missing*	Unique
26	1 (3.7%)	3

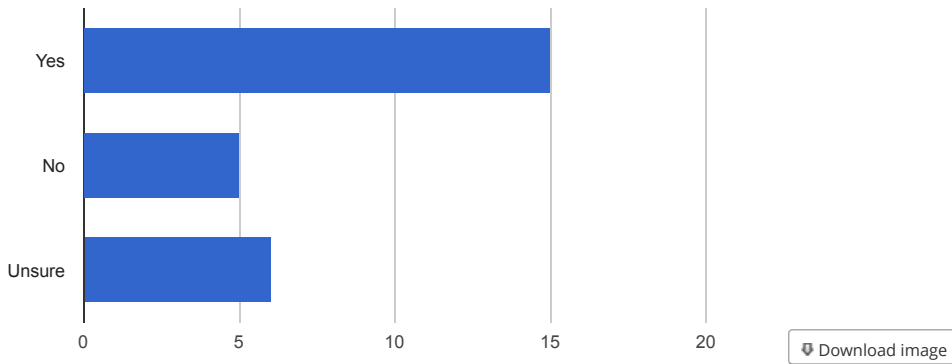
Counts/frequency: Yes (9, 34.6%), No (10, 38.5%), Unsure (7, 26.9%)



Does your hospital have standard criteria in place that define patients or diagnoses to be considered for interfacility transfer? *(does_your_hospital_have_st)*

Total Count (N)	Missing*	Unique
26	1 (3.7%)	3

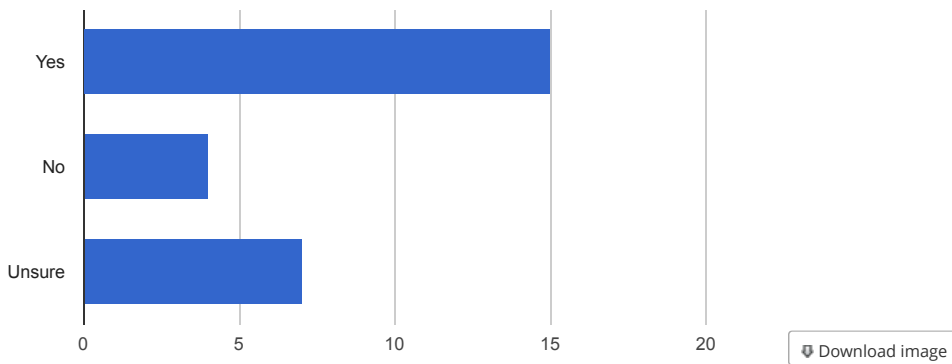
Counts/frequency: Yes (15, 57.7%), No (5, 19.2%), Unsure (6, 23.1%)



Are there criteria in place to guide decisions regarding the mode of pediatric interfacility transport? *(are_there_criteria_in_plac)*

Total Count (N)	Missing*	Unique
26	1 (3.7%)	3

Counts/frequency: Yes (15, 57.7%), No (4, 15.4%), Unsure (7, 26.9%)



Are there specific areas of pediatric disaster preparedness within your hospital that you would specifically like to improve? *(are_there_specific_areas_o)*

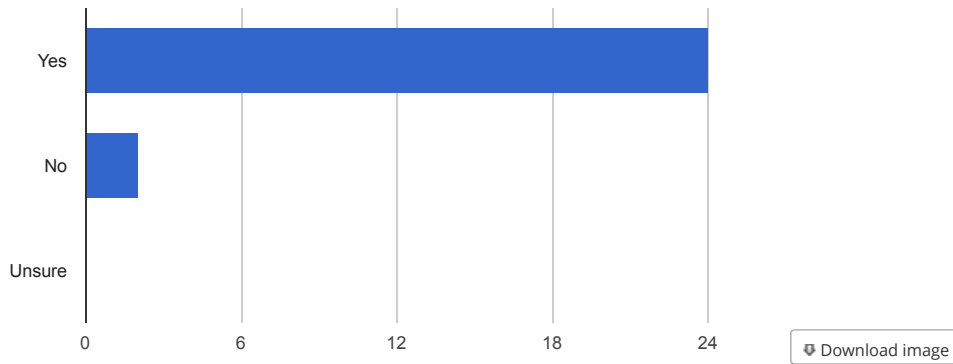
Total Count (N)	Missing*
19	8 (29.6%)

Over the last 2 years, has your ED conducted ANY disaster exercises or drills?

(over_the_last_2_years_has)

Total Count (N)	Missing*	Unique
26	1 (3.7%)	2

Counts/frequency: **Yes** (24, 92.3%), **No** (2, 7.7%), **Unsure** (0, 0.0%)

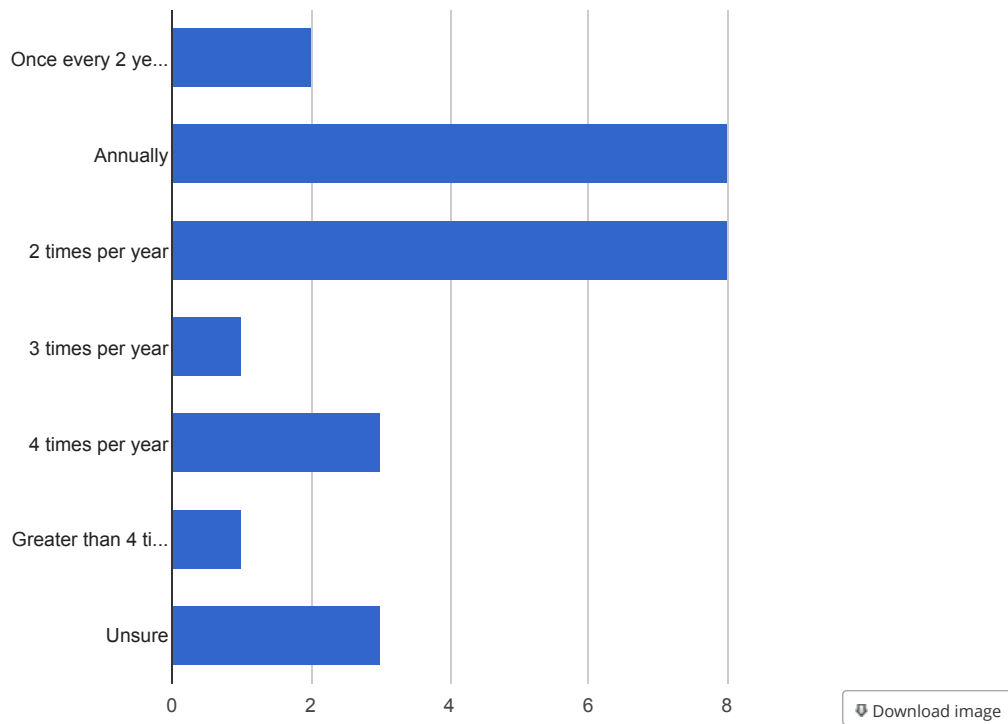


How frequently are any exercises/drills conducted involving the ED?

(how_frequently_are_any_exe)

Total Count (N)	Missing*	Unique
26	1 (3.7%)	7

Counts/frequency: **Once every 2 years** (2, 7.7%), **Annually** (8, 30.8%), **2 times per year** (8, 30.8%), **3 times per year** (1, 3.8%), **4 times per year** (3, 11.5%), **Greater than 4 times per year** (1, 3.8%), **Unsure** (3, 11.5%)



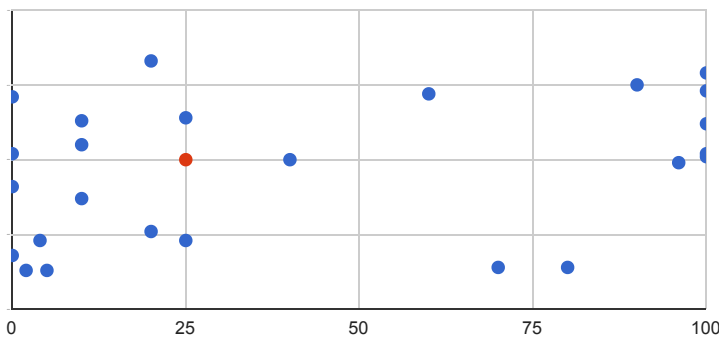
[Download image](#)

On average over the last 2 years, what was the percentage of children (live or simulated) represented in the drills? *(on_average_over_the_last_2)*

Total Count (N)	Missing*	Unique	Min	Max	Mean	StDev	Sum	Percentile						
								0.05	0.10	0.25	0.50 Median	0.75	0.90	0.95
25	2 (7.4%)	14	0.00	100.00	42.68	41.17	1,067.00	0.00	0.00	5.00	25.00	90.00	100.00	100.00

Lowest values: 0, 0, 0, 0, 2

Highest values: 100, 100, 100, 100, 100

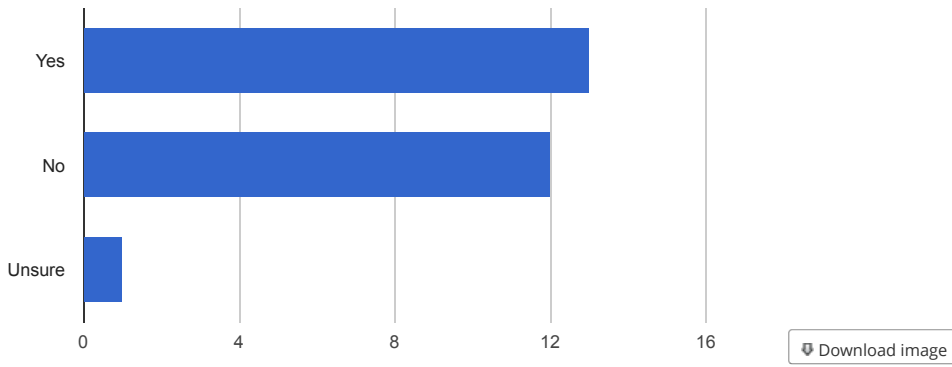


[Download image](#)

Over the last 2 years, were actual children used in any drills (i.e. live child actors)? *(over_the_last_two_years_we)*

Total Count (N)	Missing*	Unique
26	1 (3.7%)	3

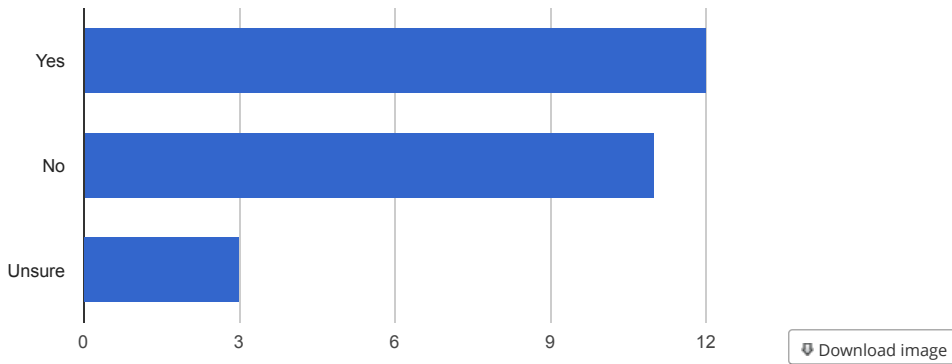
Counts/frequency: Yes (13, 50.0%), No (12, 46.2%), Unsure (1, 3.8%)



In the past 2 years, has your hospital conducted pediatric-only or pediatric-focused disaster exercises or drills? *(in_the_past_2_years_has_yo)*

Total Count (N)	Missing*	Unique
26	1 (3.7%)	3

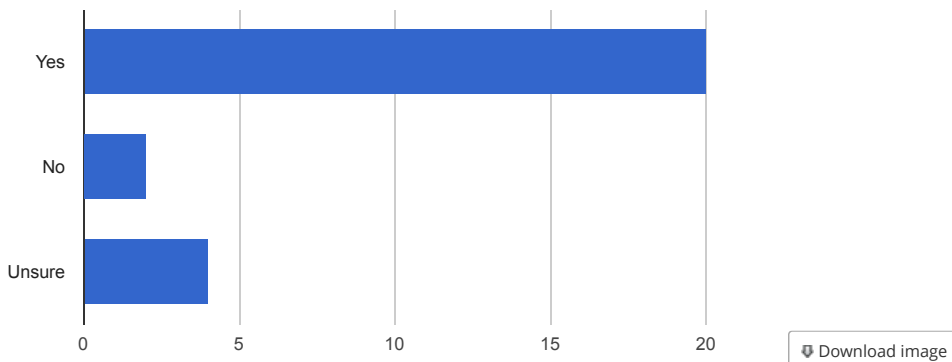
Counts/frequency: Yes (12, 46.2%), No (11, 42.3%), Unsure (3, 11.5%)



Does your hospital participate in a regional disaster coalition? *(does_your_hospital_partici)*

Total Count (N)	Missing*	Unique
26	1 (3.7%)	3

Counts/frequency: Yes (20, 76.9%), No (2, 7.7%), Unsure (4, 15.4%)



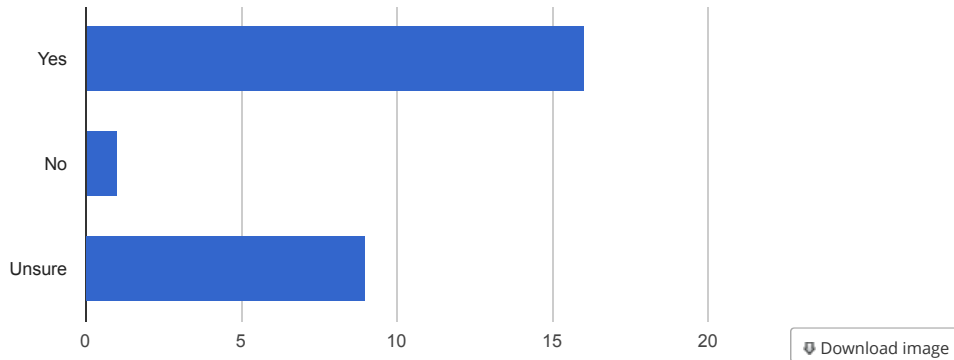
What is the name of the coalition that you participate in? *(what_is_the_name_of_the_co)*

Total Count (N)	Missing*
21	6 (22.2%)

Is pediatrics represented on the regional disaster coalition? *(is_pediatrics_represented)*

Total Count (N)	Missing*	Unique
26	1 (3.7%)	3

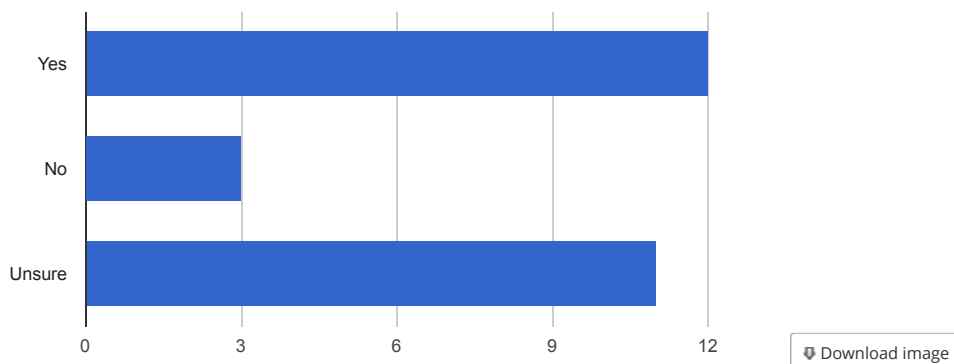
Counts/frequency: Yes (16, 61.5%), No (1, 3.8%), Unsure (9, 34.6%)



Has the regional coalition determined pediatric surge capacity strategies (i.e. developed a pediatric annex)? *(has_the_regional_coalition)*

Total Count (N)	Missing*	Unique
26	1 (3.7%)	3

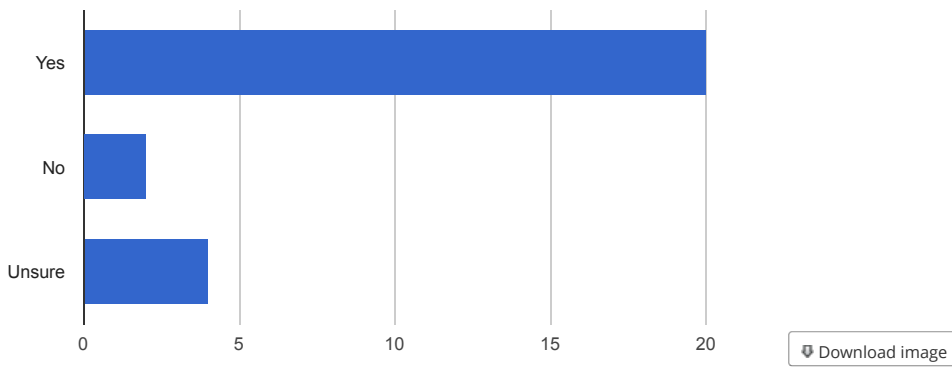
Counts/frequency: Yes (12, 46.2%), No (3, 11.5%), Unsure (11, 42.3%)



Does your hospital have transfer agreements or memorandums of understanding (MOU) in place for the transfer or offload of pediatric medical and/or trauma patients? *(does_your_hospital_have_tr)*

Total Count (N)	Missing*	Unique
26	1 (3.7%)	3

Counts/frequency: Yes (20, 76.9%), No (2, 7.7%), Unsure (4, 15.4%)



Has your hospital developed new protocols or strategies in any of the following areas?

(has_your_hospital_develope)

Total Count (N)	Missing*	Unique
26	1 (3.7%)	9

Counts/frequency: Staff coverage and reassignment

(22, 84.6%), Crisis standards of care

(13, 50.0%), Interfacility Transfer

(9, 34.6%), eHealth and telemedicine

(21, 80.8%), Data analytics and sharing

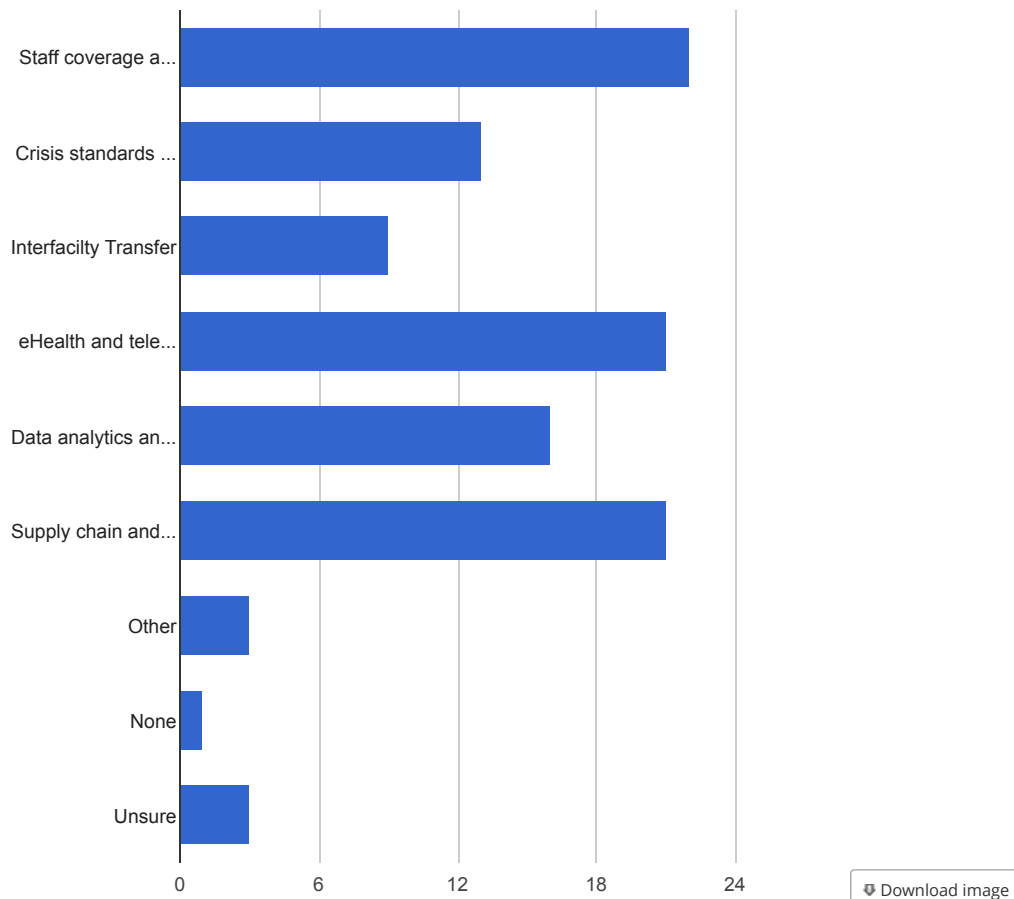
(16, 61.5%), Supply chain and procurement (medications, supplies, equipment)

(21, 80.8%), Other

(3, 11.5%), None

(1, 3.8%), Unsure

(3, 11.5%)



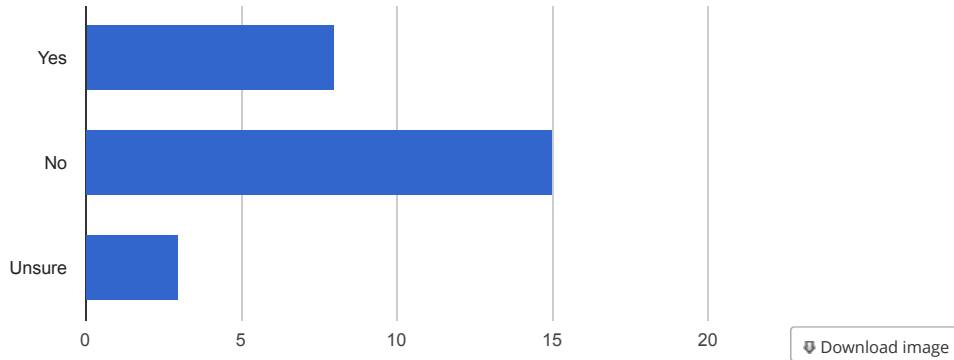
You answered "other" on the above question. Please specify: (you_answered_other_on_the1)

Total Count (N)	Missing*
3	24 (88.9%)

Has your hospital expanded the age range of patients accepted? (has_your_hospital_expanded)

Total Count (N)	Missing*	Unique
26	1 (3.7%)	3

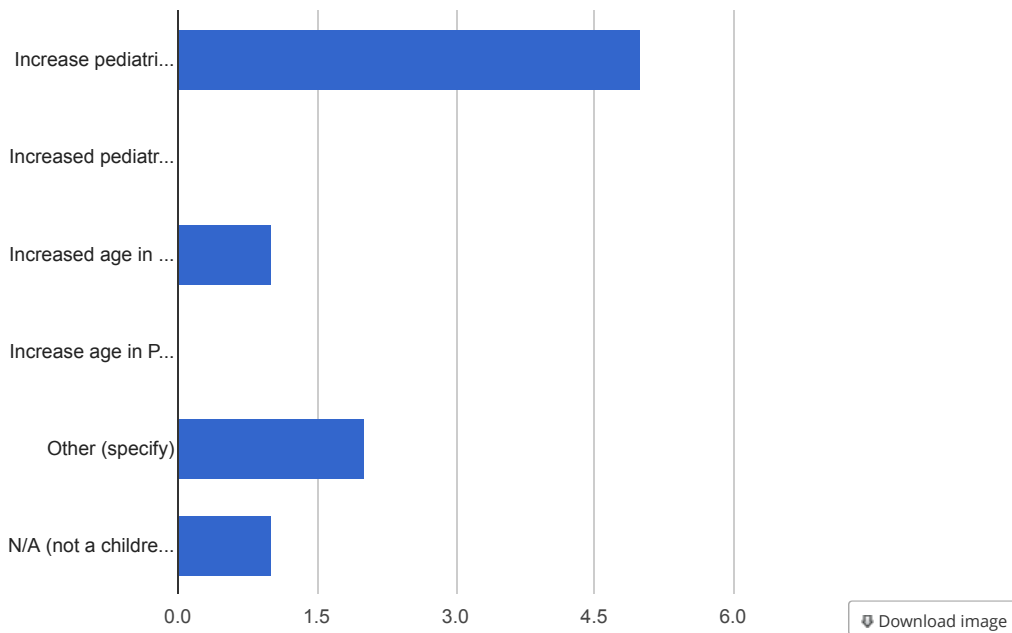
Counts/frequency: **Yes** (8, 30.8%), **No** (15, 57.7%), **Unsure** (3, 11.5%)



How you have expanded the age range of patients admitted to your hospital. (how_you_have_expanded_the)

Total Count (N)	Missing*	Unique
9	18 (66.7%)	4

Counts/frequency: **Increase pediatric age to 25-30** (5, 55.6%), **Increased pediatric age 30-40** (0, 0.0%), **Increased age in Pediatric ICU only up to 30** (1, 11.1%), **Increase age in Pediatric ICU >30 years old** (0, 0.0%), **Other (specify)** (2, 22.2%), **N/A (not a children's hospital)** (1, 11.1%)



[Download image](#)

You answered "other" on the above question. Please specify: *(you_answered_other_on_the)*

Total Count (N)	Missing*
2	25 (92.6%)

What strategies-virtual or otherwise-has your hospital employed to reunite and communicate with family members regarding their loved ones? *(what_strategies_virtual_or)*

Total Count (N)	Missing*
20	7 (25.9%)

How are you managing the mental strain the crisis has placed on your staff?

(how_are_you_managing_the_m)

Total Count (N)	Missing*
23	4 (14.8%)

How has your hospital collaborated with the continuum of care and engaged with other providers in your region (EMS providers, community physicians, SNFs, etc)?

(how_has_your_hospital_coll)

Total Count (N)	Missing*
22	5 (18.5%)

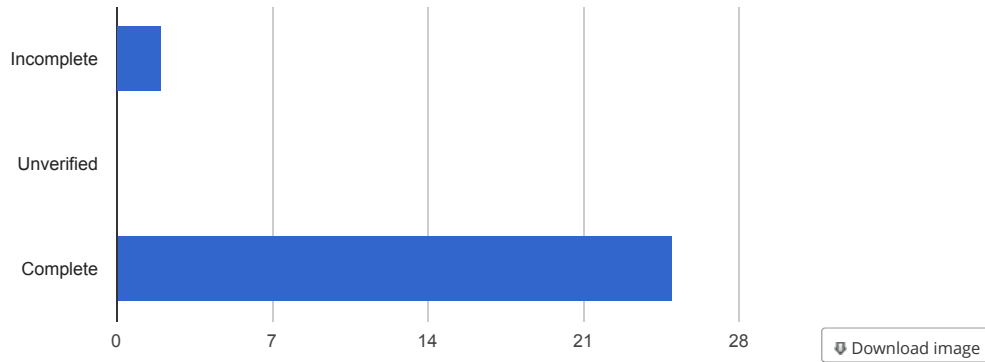
Is there anything else you would like to share with us about your hospital's experience with COVID-19? *(is_there_anything_else_you)*

Total Count (N)	Missing*
6	21 (77.8%)

Complete? (pdpqc_environmental_scan_complete)

Total Count (N)	Missing*	Unique
27	0 (0.0%)	2

Counts/frequency: **Incomplete** (2, 7.4%), **Unverified** (0, 0.0%), **Complete** (25, 92.6%)



* Note: Values listed as 'Missing' may include records with a Missing Data Code (if Missing Data Codes are defined).